

GURUDATTA JAPEE

INDEX

1. No. of Companies
 - List of Companies : A
 - List of Companies : A1
 - Frequency Chart Companies by Industry
2. Selection of variables/parameters impact on Environmental issues
3. Availability of Parameters selected to for this project for 100 Companies (Latest 5 years)
4. Availability of 24 parameters for 100 Companies for latest 5 years
5. Availability of 24 parameters/sub-parameters for 100 Companies for latest 5 years
6. Availability of 24 sub-parameters for 100 Companies for latest 5 years
7. Availability of 24 parameters for 100 Companies for latest 5 years
8. Availability of 24 parameters for 100 Companies for latest 5 years / by Industry
9. Ranking of Availability of 24 parameters for 100 Companies for latest 5 years / by Industry
10. Result of Questionnaire setup to know view of Chartered Accountants for Environmental issues

LIST OF COMPANIES : A

COMPANY
Adani Enterprises Ltd.
Adani Power Limited
ADF Foods Ltd
Aditya Birla Chemicals (India) Limited
Akzo Nobel India Limited
Apollo Hospitals Enterprise Limited
Arvind Limited
Asian Paints Limited
Aurobindo Pharma Limited
Bajaj Auto Limited
Bayer CropScience Limited
Berger Paints India Limited
Bharat Petroleum Corporation Ltd
Biocon Limited
Birla Corporation Limited
Britannia Industries Limited
Cadila Healthcare Limited
Cairn India Limited
Chambal Fertilisers and Chemicals Limited
Cipla Limited
Colgate-Palmolive (India) Limited
Coromandel International Limited
Cummins India Limited
Dabur India Limited
Divi's Laboratories Limited

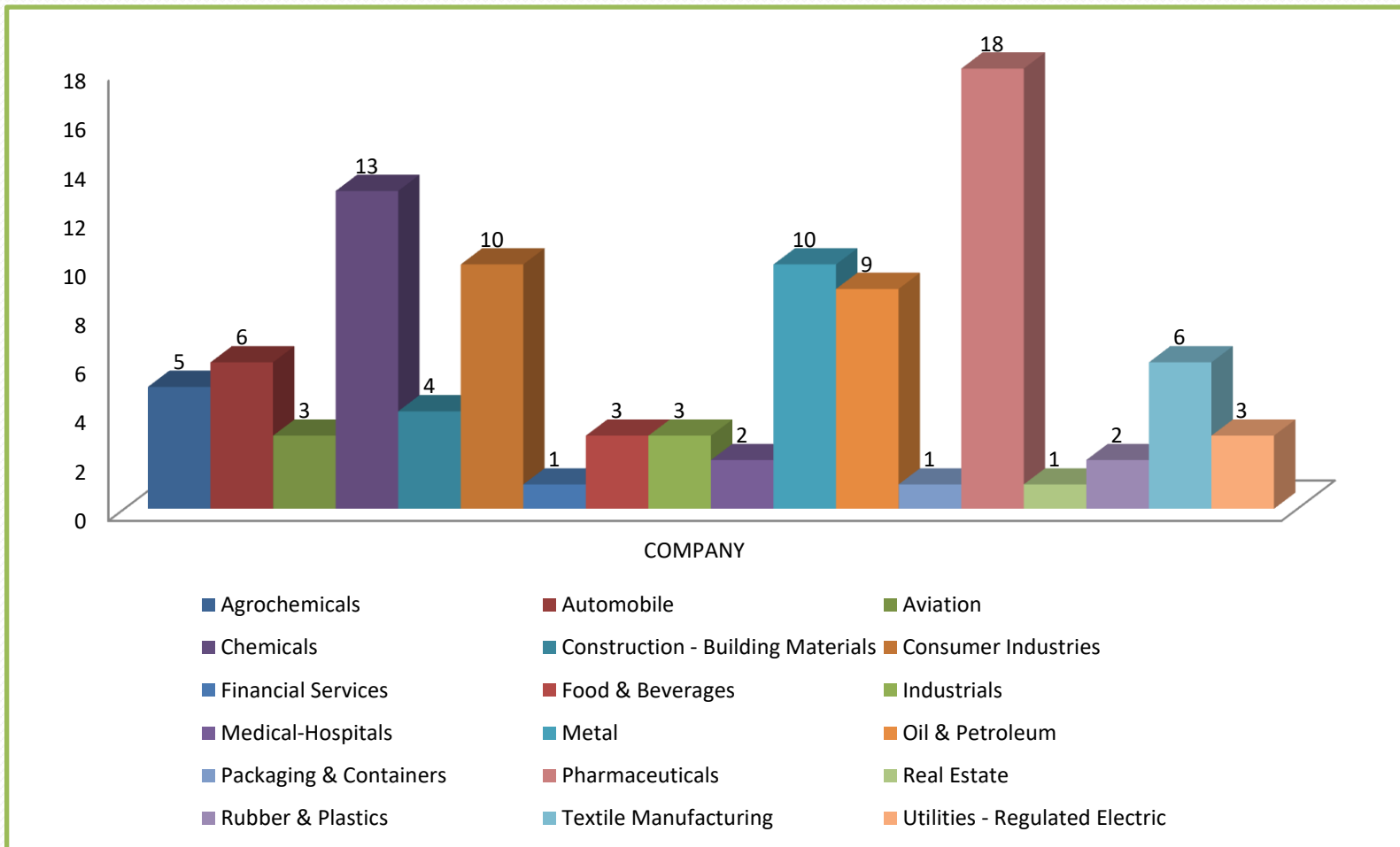
COMPANY
DLF Limited
Dr. Reddy's Laboratories Limited
EID Parry (India) Limited
Emami Limited
Essar Oil Limited
Exide Industries Limited
Fortis Healthcare (India) Limited
Glenmark Pharmaceuticals Limited
Godrej Consumer Products Limited
Godrej Industries Limited
Grasim Industries Limited
Gujarat Fluorochemicals Limited
Gujarat State Fertilizers & Chemicals Limited
Hindalco Industries Limited
Hinduja Foundries Limited
Hindustan Copper Ltd.
Hindustan Petroleum Corporation Limited
Hindustan Unilever Limited
Hindustan Zinc Limited
Hitech Plast Limited
India Cements Limited
Indian Oil Corporation Limited
Indo Rama Synthetics (India) Limited
IPCA Laboratories Limited
ITC Limited

LIST OF COMPANIES : B

COMPANY
JB Chemicals & Pharmaceuticals Limited
Jet Airways (India) Limited
Jindal Poly Films Limited
Jindal South West Holdings Ltd
Jindal Steel & Power Limited
JK Tyre & Industries Ltd
JSW Steel Limited
Jubilant Life Sciences Ltd
Jyothy Laboratories Ltd
Kingfisher Airlines Ltd
Kirloskar Ferrous Industries Limited
Mahindra & Mahindra Limited
Mangalore Refinery & Petrochemicals Ltd.
Maruti Suzuki India Ltd
Natco Pharma Limited
Navin Fluorine International
NOCIL Limited
Oil India Limited
PETRONET LNG
Pfizer Limited
Pidilite Industries Limited
Piramal Healthcare Limited
Prism Cement Limited
Procter & Gamble Hygiene & Health Care
Raymond Limited

COMPANY
Reliance Industries Limited
Reliance Power Limited
Sesa Goa Limited
Sintex Industries Limited
SpiceJet Limited
SRF Limited
Sterlite Industries India Limited
Sudarshan Chemical Industries Limited
Sun Pharmaceutical Industries Ltd
Supreme Industries Limited
Tata Chemicals Limited
Tata Motors Limited
Tata Power Company Limited
Tata Steel Limited
Thermax Ltd
Titan Industries Limited
Torrent Pharmaceuticals Limited
TTK Health Care Limited
TVS Srichakra Limited
Unichem Laboratories Limited
United Phosphorous Limited
United Spirits Limited
Vardhman Textiles Limited
VST Industries Limited
Welspun-Gujarat Stahl Rohren Limited

FREQUENCY CHART COMPANIES BY INDUSTRY



SELECTION OF VARIABLES/PARAMETERS IMPACT ON ENVIRONMENTAL ISSUES

PARAMETER	SUB-PARAMETER
Existence of Policies and Systems	Environmental Clearance Certificate
	Environmental Management System
	Environmental Policy
	ISO 14001 certificate
Operational Aspects	Separate Environmental Department
	External recognition for environmental protection
	Internal reward system-Financial
	Internal reward system-No System
	Internal reward system-Non-Financial
	Training to employees
Preparation of Environmental Accounts and Statements	Voluntary environmental protection
	Environmental budget
	Audit of statements-By External auditor
	Audit of statements-By internal auditor
	Audit of statements-No Audit
	Awards obtained for environmental protection
	Environmental Accounts-For external decision-making
	Environmental Accounts-For internal decision-making
	Environmental costs
	Environmental liabilities and assets
	Environmental Statements-• Voluntary
	Environmental Statements-Statutorily Required
	Green Initiative in Corporate Gov.
Legal Matter	
TOTAL	24

AVAILABILITY OF PARAMETERS SELECTED TO FOR THIS PROJECT FOR 100 COMPANIES

COMPANY	YR11	YR10	YR09	YR08	YR07
Adani Enterprises Ltd.	3	2	2	3	2
Adani Power Limited	4	3	1	1	
ADF Foods Ltd					
Aditya Birla Chemicals (India) Limited	7	7	9	9	9
Akzo Nobel India Limited	14	14	14	15	14
Apollo Hospitals Enterprise Limited					
Arvind Limited					
Asian Paints Limited	16	16	16	16	16
Aurobindo Pharma Limited	6	5	5	4	4
Bajaj Auto Limited	4	3	3	3	3
Bayer CropScience Limited	6	6	6	6	6
Berger Paints India Limited	3	3	3		
Bharat Petroleum Corporation Ltd	10	8	8	8	8
Biocon Limited	6	6	6	1	1
Birla Corporation Limited			4	4	1
Britannia Industries Limited	3	2	2	2	2
Cadila Healthcare Limited	7	6			5
Cairn India Limited	7	7	7	7	7
Chambal Fertilisers and Chemicals Limited	17	17	16	16	16
Cipla Limited	11	10	10	10	10
Colgate-Palmolive (India) Limited	4	3	3	3	3
Coromandel International Limited	16	16	14	12	12
Cummins India Limited	20	18	15	14	13
Dabur India Limited	23	22	21	19	19
Divi's Laboratories Limited	18	17	15	13	12

AVAILABILITY OF PARAMETERS SELECTED TO FOR THIS PROJECT FOR 100 COMPANIES

COMPANY	YR11	YR10	YR09	YR08	YR07
DLF Limited	14	14	12	9	7
Dr. Reddy's Laboratories Limited	23	23	21	21	20
EID Parry (India) Limited	13	11	8	8	7
Emami Limited	19	18	12	12	12
Essar Oil Limited	23	22	18	17	14
Exide Industries Limited	24	17	15	9	6
Fortis Healthcare (India) Limited	4	3	5		
Glenmark Pharmaceuticals Limited	9	3			
Godrej Consumer Products Limited	12	11	7	3	3
Godrej Industries Limited	22	22	16	11	10
Grasim Industries Limited	10	8	8	8	8
Gujarat Fluorochemicals Limited	10	10	9	8	8
Gujarat State Fertilizers & Chemicals Limited	17	13	9	9	8
Hindalco Industries Limited	23	23	19	15	12
Hinduja Foundries Limited	8	6	5	5	5
Hindustan Copper Ltd.	14	8	9	4	3
Hindustan Petroleum Corporation Limited	9	8	8	8	8
Hindustan Unilever Limited	22	22	20	11	11
Hindustan Zinc Limited	23	23	20	14	14
Hitech Plast Limited	5	5	1	1	
India Cements Limited	2	1	1	2	1
Indian Oil Corporation Limited	21	11	10	9	8
Indo Rama Synthetics (India) Limited	23	20	12	9	7
IPCA Laboratories Limited	13	3	1		
ITC Limited	23	23	20	18	15

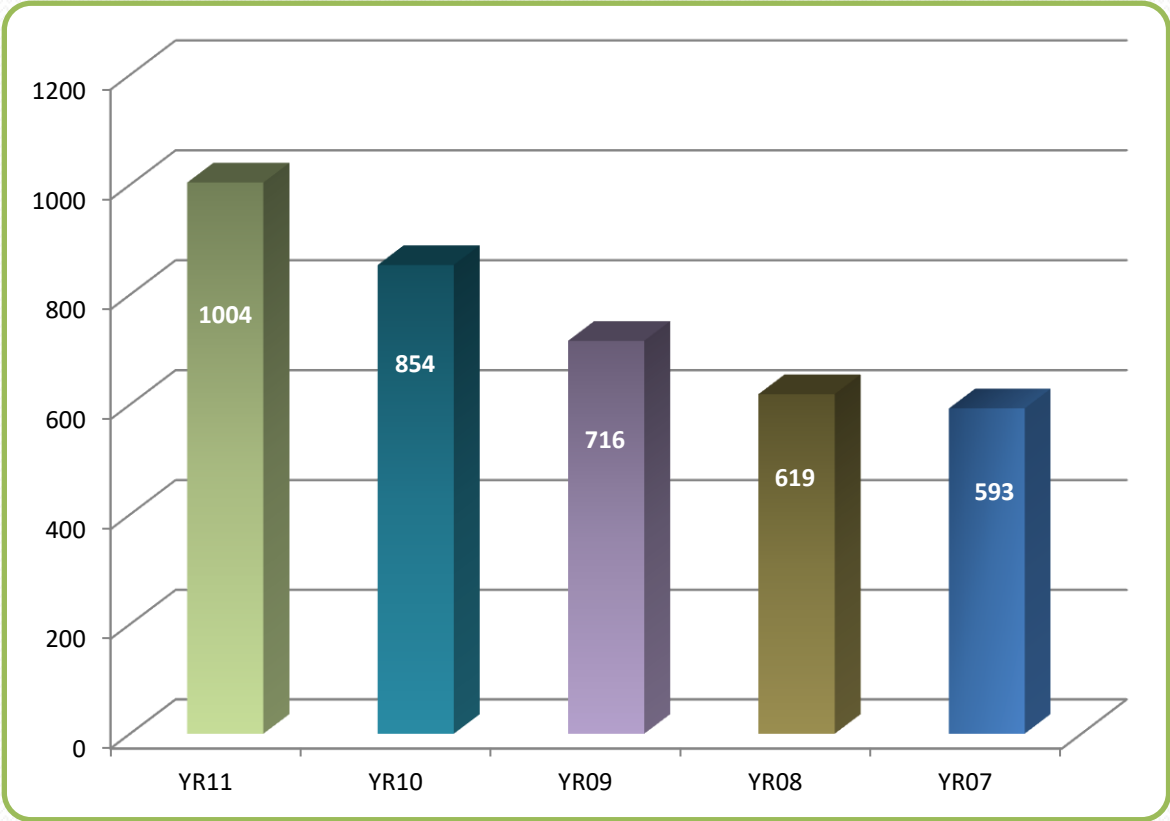
AVAILABILITY OF PARAMETERS SELECTED TO FOR THIS PROJECT FOR 100 COMPANIES

COMPANY	YR11	YR10	YR09	YR08	YR07
JB Chemicals & Pharmaceuticals Limited	1	1			
Jet Airways (India) Limited	3	2	2		
Jindal Poly Films Limited	7	2			
Jindal South West Holdings Ltd					
Jindal Steel & Power Limited	9	7	7	7	6
JK Tyre & Industries Ltd	6	5			3
JSW Steel Limited	7	9	8	8	8
Jubilant Life Sciences Ltd	10	10	10	10	10
Jyothy Laboratories Ltd	5				
Kingfisher Airlines Ltd	7				
Kirloskar Ferrous Industries Limited	6	5	5	5	
Mahindra & Mahindra Limited	7	7	5	5	5
Mangalore Refinery & Petrochemicals Ltd.	9	9	3	3	3
Maruti Suzuki India Ltd	9	9	9	9	9
Natco Pharma Limited	17	11	8	7	7
Navin Fluorine International	7	6	5	4	4
NOCIL Limited	5	4	4	4	4
Oil India Limited	23	23	21	13	13
PETRONET LNG	1		1		
Pfizer Limited	6		5	4	6
Pidilite Industries Limited	2	2			
Piramal Healthcare Limited	4	3	3	1	1
Prism Cement Limited	4	4	4	4	4
Procter & Gamble Hygiene & Health Care	4				
Raymond Limited	8	7	4	4	4

AVAILABILITY OF PARAMETERS SELECTED TO FOR THIS PROJECT FOR 100 COMPANIES

COMPANY	YR11	YR10	YR09	YR08	YR07
Reliance Industries Limited	11	10	10	10	10
Reliance Pow er Limited	7	6	6	6	
Sesa Goa Limited	10	9	9		
Sintex Industries Limited	1	1	1	6	
SpiceJet Limited	5	1			
SRF Limited	7	6	4	4	7
Sterlite Industries India Limited	10	7	5	5	8
Sudarshan Chemical Industries Limited	4	4	4	4	4
Sun Pharmaceutical Industries Ltd	1	1	1	2	10
Supreme Industries Limited	6	5	3	1	1
Tata Chemicals Limited	13	11	9	9	9
Tata Motors Limited	10	5	4	1	1
Tata Pow er Company Limited	21	20	19	18	18
Tata Steel Limited	23	23	17	16	16
Thermax Ltd	23	22	21	21	21
Titan Industries Limited	23	17	17	16	16
Torrent Pharmaceuticals Limited	7	5	3	3	3
TTK Health Care Limited	1	1			
TVS Srichakra Limited	7	6	4	4	4
Unichem Laboratories Limited	12	11	11	11	11
United Phosphorous Limited	20	16	1	1	1
United Spirits Limited	1				
Vardhman Textiles Limited	1	1	1		
VST Industries Limited	12	12	10	10	10
Welspun-Gujarat Stahl Rohren Limited	10	9	6	6	6

AVAILABILITY OF 24 PARAMETERS FOR 100 COMPANIES FOR LATEST 5 YEARS

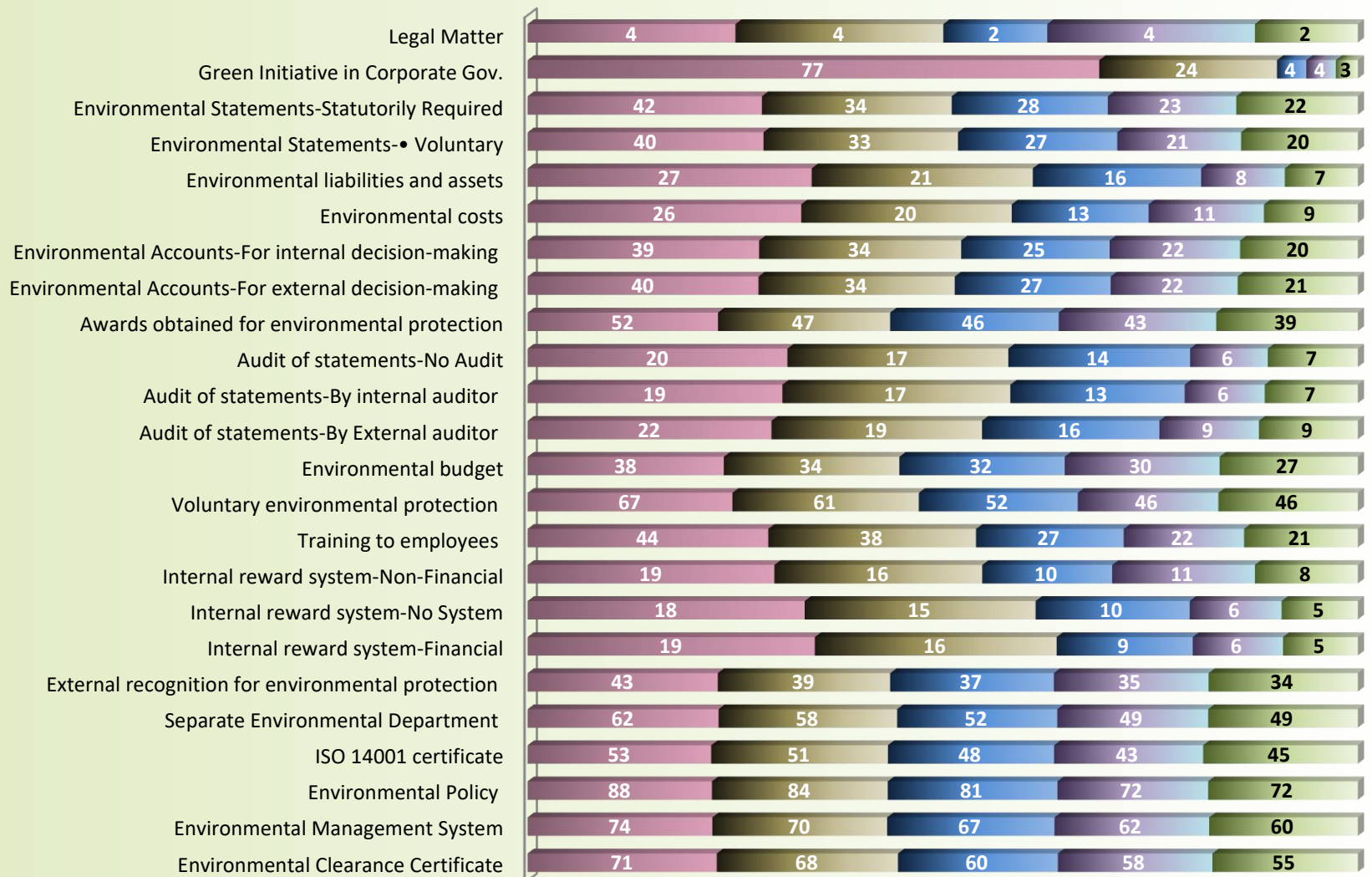


AVAILABILITY OF 24 PARAMETERS FOR 100 COMPANIES FOR LATEST 5 YEARS

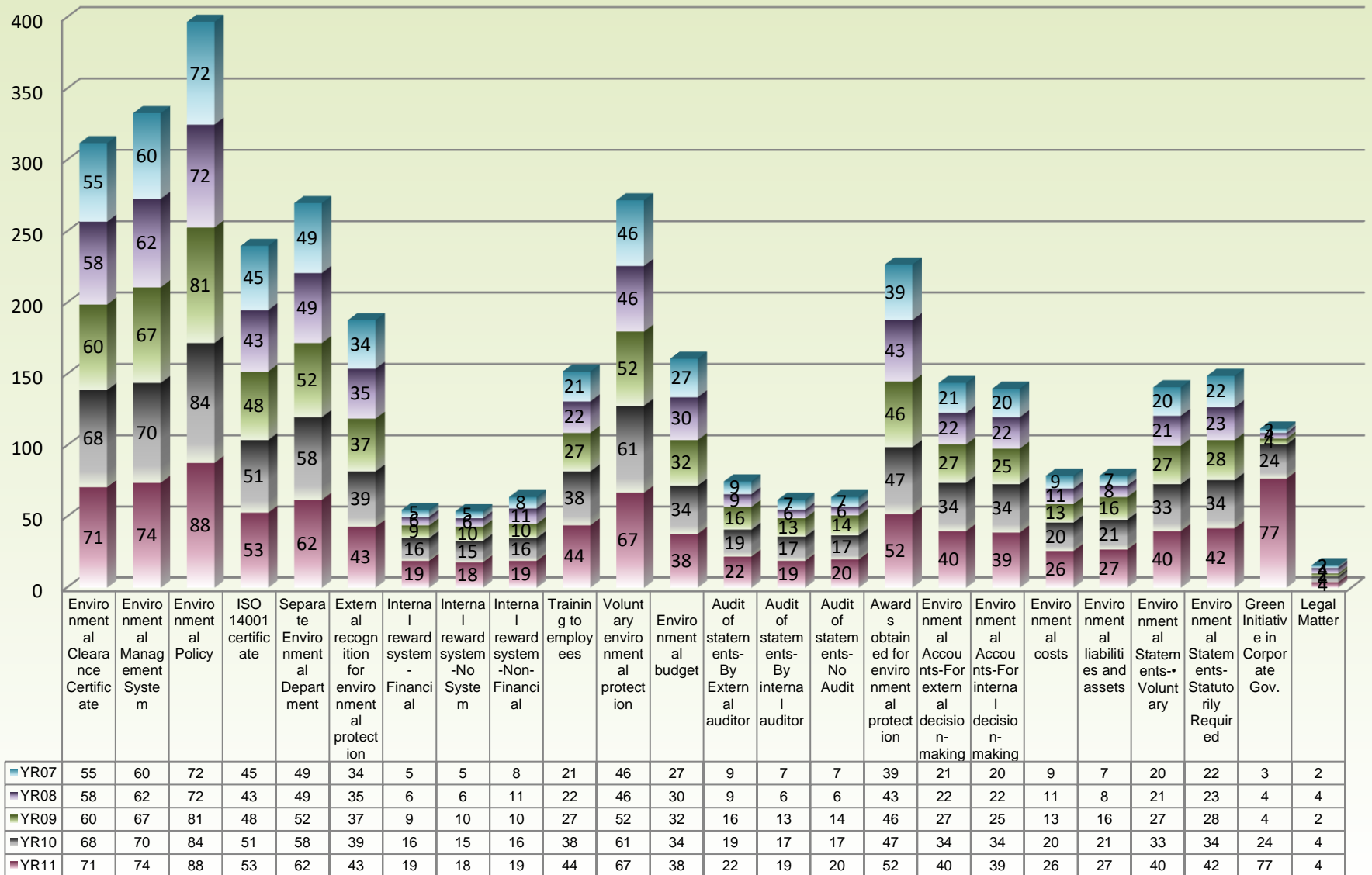
PARAMETERS	SUB-PARAMETERS	YR11	YR10	YR09	YR08	YR07
Existence of Policies and Systems	Environmental Clearance Certificate	71	68	60	58	55
	Environmental Management System	74	70	67	62	60
	Environmental Policy	88	84	81	72	72
	ISO 14001 certificate	53	51	48	43	45
	Separate Environmental Department	62	58	52	49	49
Existence of Policies and Systems		348	331	308	284	281
Operational Aspects	External recognition for environmental protection	43	39	37	35	34
	Internal reward system-Financial	19	16	9	6	5
	Internal reward system-No System	18	15	10	6	5
	Internal reward system-Non-Financial	19	16	10	11	8
	Training to employees	44	38	27	22	21
	Voluntary environmental protection	67	61	52	46	46
Operational Aspects		210	185	145	126	119
Preparation of Environmental Accounts and Statements	Environmental budget	38	34	32	30	27
	Audit of statements-By External auditor	22	19	16	9	9
	Audit of statements-By internal auditor	19	17	13	6	7
	Audit of statements-No Audit	20	17	14	6	7
	Awards obtained for environmental protection	52	47	46	43	39
	Environmental Accounts-For external decision-making	40	34	27	22	21
	Environmental Accounts-For internal decision-making	39	34	25	22	20
	Environmental costs	26	20	13	11	9
	Environmental liabilities and assets	27	21	16	8	7
	Environmental Statements-• Voluntary	40	33	27	21	20
	Environmental Statements-Statutorily Required	42	34	28	23	22
	Green Initiative in Corporate Gov.	77	24	4	4	3
	Legal Matter	4	4	2	4	2
Preparation of Environmental Accounts and Statements		446	338	263	209	193
TOTAL		1004	854	716	619	593

AVAILABILITY OF 24 SUB-PARAMETERS FOR 100 COMPANIES FOR LATEST 5 YEARS

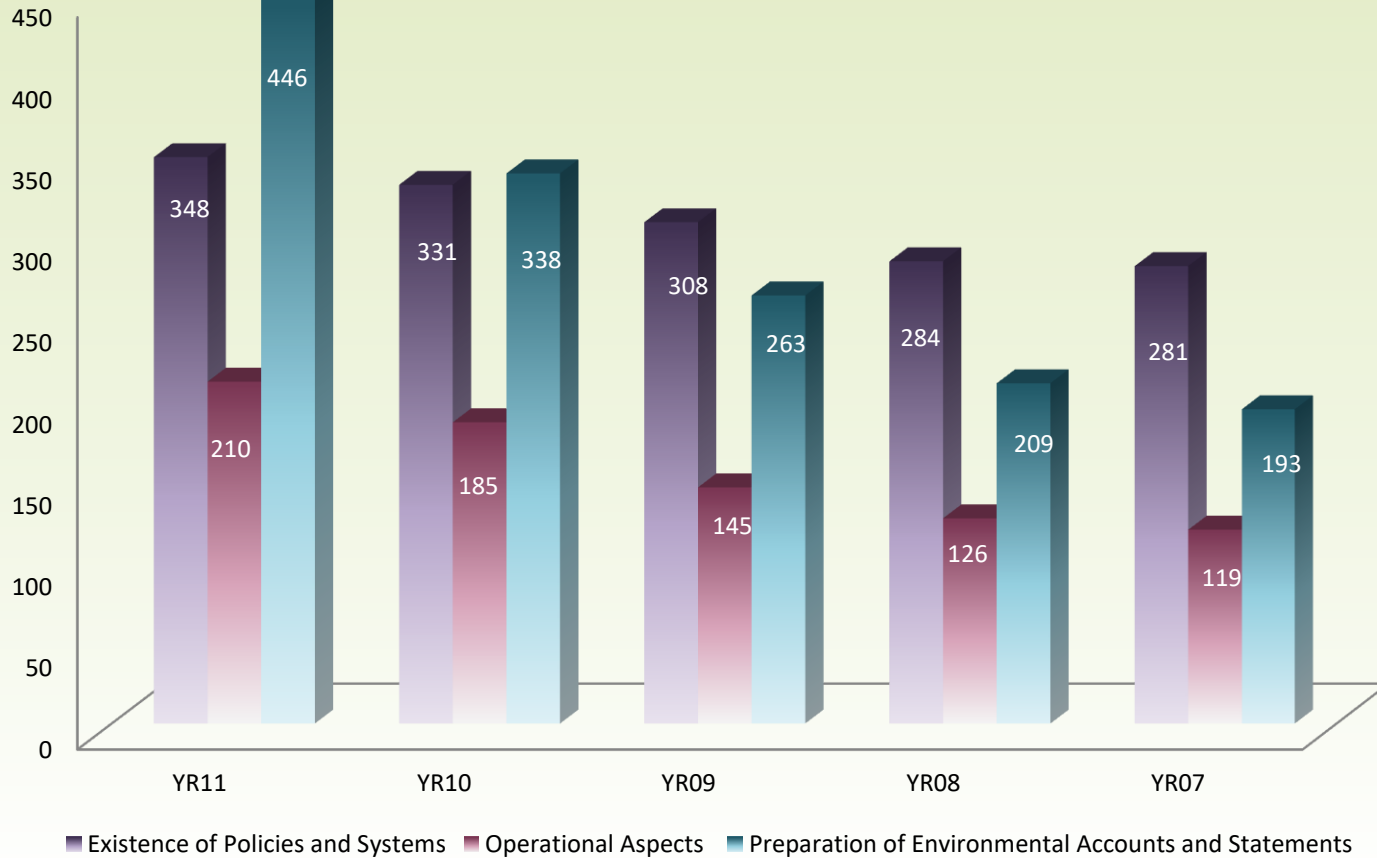
■ YR11 ■ YR10 ■ YR09 ■ YR08 ■ YR07



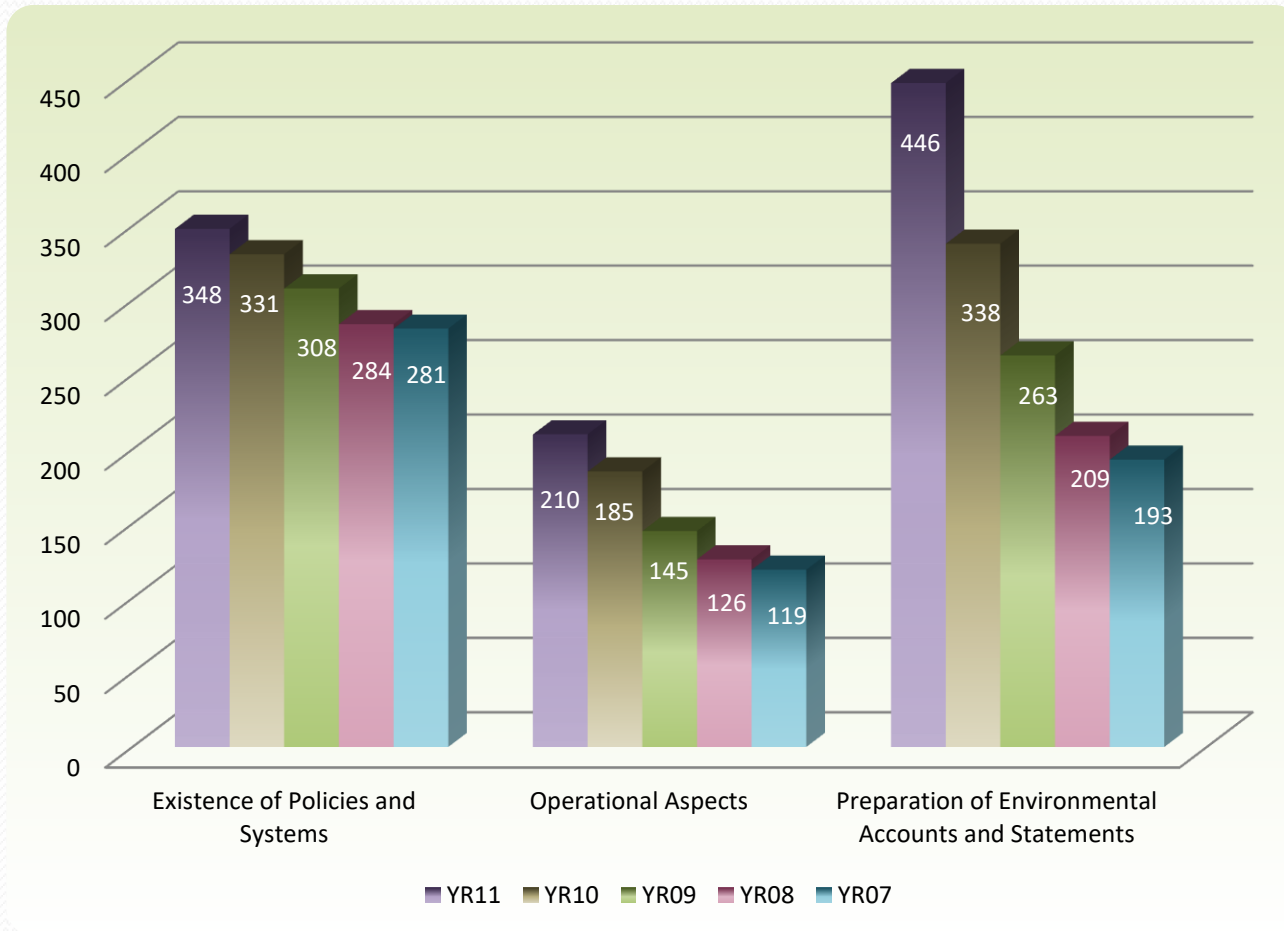
AVAILABILITY OF 24 SUB-PARAMETERS FOR 100 COMPANIES FOR LATEST 5 YEARS



AVAILABILITY OF 24 PARAMETERS FOR 100 COMPANIES FOR LATEST 5 YEARS



AVAILABILITY OF 24 SUB-PARAMETERS FOR 100 COMPANIES FOR LATEST 5 YEARS



AVAILABILITY OF 24 PARAMETERS FOR 100 COMPANIES FOR LATEST 5 YEARS / BY INDUSTRY

INDUSTRY	COMPANY	YR11	YR10	YR09	YR08	YR07	RANK_YR11	RANK_YR10	RANK_YR09	RANK_YR08	RANK_YR07
Agrochemicals	5	16.60	14.60	9.60	9.20	8.80	1	1	5	2	3
Automobile	6	10.33	7.83	6.83	5.33	4.83	8	9	9	9	10
Aviation	3	5.00	1.00	0.67	0.00	0.00	13	16	16	16	15
Chemicals	13	8.92	8.15	7.08	6.23	6.08	9	8	8	8	7
Construction - Building Materials	4	1.75	1.50	2.50	4.00	1.50	16	14	12	12	13
Consumer Industries	10	14.70	12.80	11.00	9.20	8.90	3	4	3	2	2
Financial Services	1	0.00	0.00	0.00	0.00	0.00	18	18	18	16	15
Food & Beverages	3	1.33	0.67	0.67	0.67	0.67	17	17	16	15	14
Industrials	3	15.33	14.00	12.67	12.67	12.00	2	2	1	1	1
Medical-Hospitals	2	2.00	1.50	2.50	0.00	0.00	15	14	12	16	15
Metal	10	13.50	12.30	10.50	8.00	7.30	5	5	4	7	5
Oil & Petroleum	9	12.67	10.89	9.56	8.33	7.89	6	6	6	5	4
Packaging & Containers	1	5.00	5.00	1.00	1.00	0.00	13	13	15	14	15
Pharmaceuticals	18	8.78	6.78	5.83	5.17	5.89	10	11	10	10	9
Real Estate	1	14.00	14.00	12.00	9.00	7.00	4	2	2	4	6
Rubber & Plastics	2	6.50	5.50	2.00	2.00	3.50	12	12	14	13	12
Textile Manufacturing	6	8.17	7.00	4.83	4.17	4.33	11	10	11	11	11
Utilities - Regulated Electric	3	10.67	9.67	8.67	8.33	6.00	7	7	7	5	8
TOTAL	100										

AVAILABILITY OF 24 PARAMETERS FOR 100 COMPANIES FOR LATEST 5 YEARS / BY INDUSTRY

EXISTENCE OF POLICIES AND SYSTEMS

INDUSTRY	COMPANY	YR11	YR10	YR09	YR08	YR07	RANK_YR11	RANK_YR10	RANK_YR09	RANK_YR08	RANK_YR07
Agrochemicals	5	4.80	5.00	4.20	4.20	4.20	1	1	1	2	1
Automobile	6	4.33	4.00	3.83	3.67	3.83	4	4	6	4	4
Aviation	3	2.33	0.67	0.33	0.00	0.00	13	16	16	15	15
Chemicals	13	3.62	3.69	3.15	2.69	2.69	9	8	9	10	10
Construction - Building Materials	4	1.00	1.00	1.50	2.75	1.25	15	14	13	9	13
Consumer Industries	10	3.70	3.40	3.30	3.30	3.30	8	9	8	7	5
Financial Services	1	0.00	0.00	0.00	0.00	0.00	18	18	18	15	15
Food & Beverages	3	0.33	0.33	0.33	0.33	0.33	17	17	16	14	14
Industrials	3	4.00	4.00	4.00	4.33	4.00	5	4	4	1	2
Medical-Hospitals	2	1.00	1.00	2.00	0.00	0.00	15	14	12	15	15
Metal	10	4.50	4.40	4.20	3.40	3.20	2	2	1	5	6
Oil & Petroleum	9	4.44	4.22	4.11	4.00	4.00	3	3	3	3	2
Packaging & Containers	1	2.00	2.00	1.00	0.00	0.00	14	13	15	15	15
Pharmaceuticals	18	3.28	2.94	2.83	2.44	2.89	10	12	10	12	9
Real Estate	1	4.00	4.00	4.00	3.00	3.00	5	4	4	8	7
Rubber & Plastics	2	3.00	3.00	1.50	1.50	2.50	12	11	13	13	11
Textile Manufacturing	6	3.17	3.17	2.83	2.67	3.00	11	10	10	11	7
Utilities - Regulated Electric	3	4.00	4.00	3.33	3.33	1.67	5	4	7	6	12
TOTAL	100										

AVAILABILITY OF 24 PARAMETERS FOR 100 COMPANIES FOR LATEST 5 YEARS / BY INDUSTRY

OPERATIONAL ASPECTS

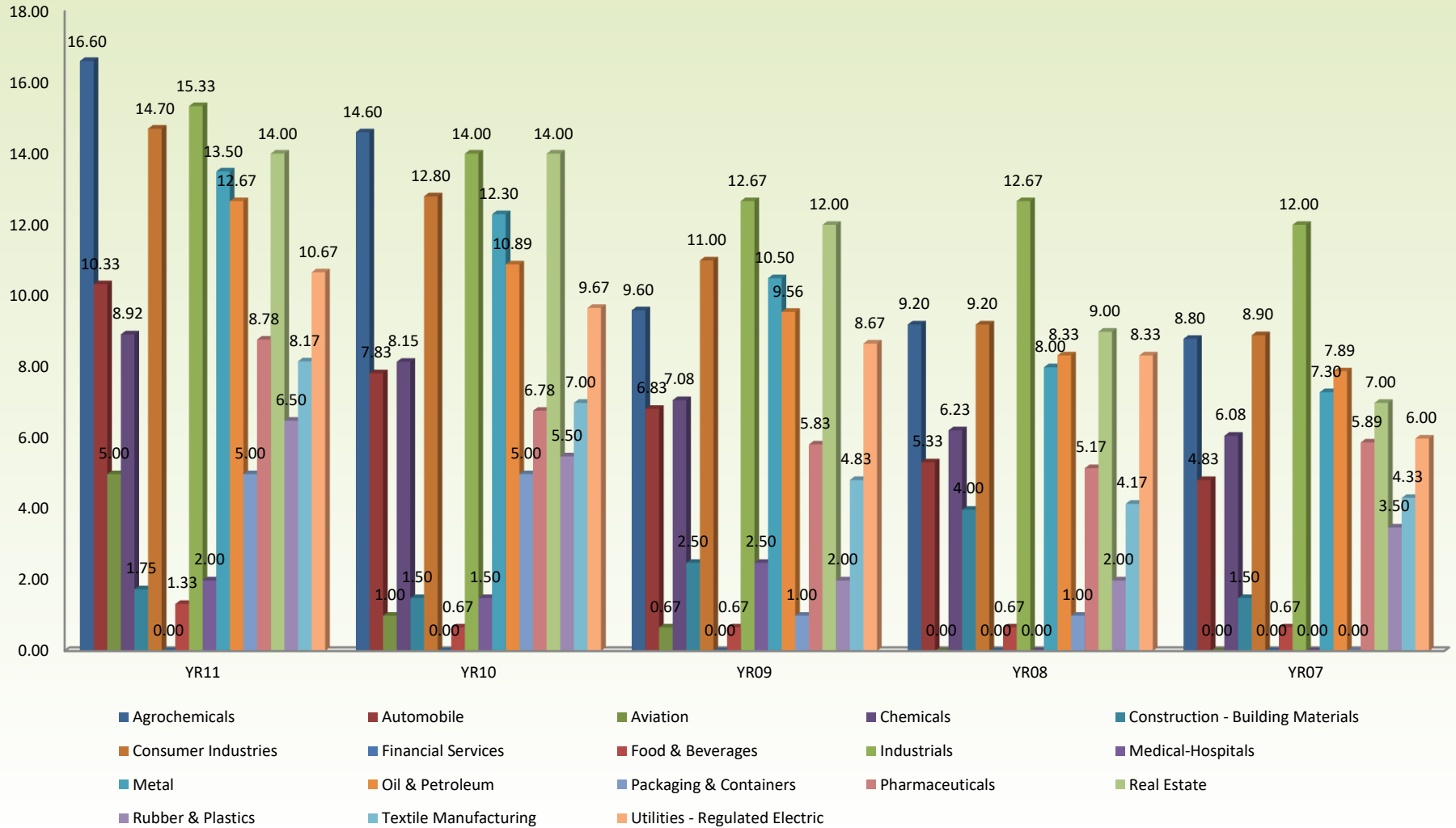
INDUSTRY	COMPANY	YR11	YR10	YR09	YR08	YR07	RANK_YR11	RANK_YR10	RANK_YR09	RANK_YR08	RANK_YR07
Agrochemicals	5	3.60	2.20	1.80	1.60	1.80	2	6	7	6	3
Automobile	6	2.50	1.50	0.83	0.83	0.67	6	10	10	10	9
Aviation	3	0.33	0.33	0.33	0.00	0.00	14	14	13	14	13
Chemicals	13	1.85	1.54	1.31	1.15	1.15	9	9	8	7	7
Construction - Building Materials	4	0.00	0.00	0.25	0.25	0.00	16	16	15	13	13
Consumer Industries	10	3.00	2.80	2.70	2.10	2.00	4	4	2	2	2
Financial Services	1	0.00	0.00	0.00	0.00	0.00	16	16	16	14	13
Food & Beverages	3	0.33	0.33	0.33	0.33	0.33	14	14	13	12	12
Industrials	3	4.00	4.00	3.00	2.67	2.67	1	1	1	1	1
Medical-Hospitals	2	0.50	0.50	0.50	0.00	0.00	12	12	12	14	13
Metal	10	2.90	2.90	2.30	1.70	1.50	5	3	3	4	5
Oil & Petroleum	9	3.22	3.00	2.11	1.89	1.78	3	2	4	3	4
Packaging & Containers	1	0.00	0.00	0.00	0.00	0.00	16	16	16	14	13
Pharmaceuticals	18	1.72	1.56	1.11	1.06	1.28	10	8	9	8	6
Real Estate	1	2.00	2.00	2.00	1.00	0.00	8	7	5	9	13
Rubber & Plastics	2	0.50	0.50	0.00	0.00	0.50	12	12	16	14	11
Textile Manufacturing	6	1.50	1.33	0.67	0.50	0.67	11	11	11	11	9
Utilities - Regulated Electric	3	2.33	2.33	2.00	1.67	1.00	7	5	5	5	8
TOTAL	100										

AVAILABILITY OF 24 PARAMETERS FOR 100 COMPANIES FOR LATEST 5 YEARS / BY INDUSTRY

PREPARATION OF ENVIRONMENTAL ACCOUNTS AND STATEMENTS

INDUSTRY	COMPANY	YR11	YR10	YR09	YR08	YR07	RANK_YR11	RANK_YR10	RANK_YR09	RANK_YR08	RANK_YR07
Agrochemicals	5	8.20	7.40	3.60	3.20	2.80	1	2	5	5	5
Automobile	6	3.50	2.33	2.00	0.50	0.33	9	11	9	12	12
Aviation	3	2.33	0.00	0.00	0.00	0.00	14	15	14	14	14
Chemicals	13	3.46	2.92	2.62	2.38	2.23	11	9	8	7	7
Construction - Building Materials	4	0.50	0.25	0.50	0.75	0.25	16	14	12	11	13
Consumer Industries	10	8.00	6.50	5.00	3.60	3.60	2	3	3	3	3
Financial Services	1	0.00	0.00	0.00	0.00	0.00	18	15	14	14	14
Food & Beverages	3	0.67	0.00	0.00	0.00	0.00	15	15	14	14	14
Industrials	3	7.33	6.00	5.67	5.33	5.33	4	4	2	1	1
Medical-Hospitals	2	0.50	0.00	0.00	0.00	0.00	16	15	14	14	14
Metal	10	6.10	5.00	4.00	2.90	2.60	5	5	4	6	6
Oil & Petroleum	9	5.00	3.67	3.33	2.33	2.11	6	6	6	8	8
Packaging & Containers	1	3.00	3.00	0.00	0.00	0.00	12	8	14	14	14
Pharmaceuticals	18	3.78	2.28	1.89	1.61	1.72	8	12	10	9	9
Real Estate	1	8.00	8.00	6.00	5.00	4.00	2	1	1	2	2
Rubber & Plastics	2	3.00	2.00	0.50	0.50	0.50	12	13	12	12	10
Textile Manufacturing	6	3.50	2.50	1.33	0.83	0.50	9	10	11	10	10
Utilities - Regulated Electric	3	4.33	3.33	3.33	3.33	3.33	7	7	6	4	4
TOTAL	100										

AVAILABILITY OF 24 PARAMETERS FOR 100 COMPANIES FOR LATEST 5 YEARS / BY INDUSTRY



RANKING OF AVAILABILITY OF 24 PARAMETERS FOR 100 COMPANIES FOR LATEST 5 YEARS / BY INDUSTRY

INDUSTRY	COMPANY	YR11	YR10	YR09	YR08	YR07	AVG_RANK	FNL_RANK
Industrials	3	15.33	14.00	12.67	12.67	12.00	1.4	1
Agrochemicals	5	16.60	14.60	9.60	9.20	8.80	2.4	2
Consumer Industries	10	14.70	12.80	11.00	9.20	8.90	2.8	3
Real Estate	1	14.00	14.00	12.00	9.00	7.00	3.6	4
Metal	10	13.50	12.30	10.50	8.00	7.30	5.2	5
Oil & Petroleum	9	12.67	10.89	9.56	8.33	7.89	5.4	6
Utilities - Regulated Electric	3	10.67	9.67	8.67	8.33	6.00	6.8	7
Chemicals	13	8.92	8.15	7.08	6.23	6.08	8	8
Automobile	6	10.33	7.83	6.83	5.33	4.83	9	9
Pharmaceuticals	18	8.78	6.78	5.83	5.17	5.89	10	10
Textile Manufacturing	6	8.17	7.00	4.83	4.17	4.33	10.8	11
Rubber & Plastics	2	6.50	5.50	2.00	2.00	3.50	12.6	12
Construction - Building Materials	4	1.75	1.50	2.50	4.00	1.50	13.4	13
Packaging & Containers	1	5.00	5.00	1.00	1.00	0.00	14	14
Medical-Hospitals	2	2.00	1.50	2.50	0.00	0.00	14.4	15
Aviation	3	5.00	1.00	0.67	0.00	0.00	15.2	16
Food & Beverages	3	1.33	0.67	0.67	0.67	0.67	15.8	17
Financial Services	1	0.00	0.00	0.00	0.00	0.00	17	18
TOTAL	100							

RANKING OF AVAILABILITY OF 24 PARAMETERS FOR 100 COMPANIES FOR LATEST 5 YEARS / BY INDUSTRY

EXISTENCE OF POLICIES AND SYSTEMS

INDUSTRY	COMPANY	YR11	YR10	YR09	YR08	YR07	AVG_RANK	FNL_RANK
Agrochemicals	5	4.80	5.00	4.20	4.20	4.20	1.2	1
Oil & Petroleum	9	4.44	4.22	4.11	4.00	4.00	2.8	2
Industrials	3	4.00	4.00	4.00	4.33	4.00	3.2	3
Metal	10	4.50	4.40	4.20	3.40	3.20	3.2	3
Automobile	6	4.33	4.00	3.83	3.67	3.83	4.4	5
Real Estate	1	4.00	4.00	4.00	3.00	3.00	5.6	6
Utilities - Regulated Electric	3	4.00	4.00	3.33	3.33	1.67	6.8	7
Consumer Industries	10	3.70	3.40	3.30	3.30	3.30	7.4	8
Chemicals	13	3.62	3.69	3.15	2.69	2.69	9.2	9
Textile Manufacturing	6	3.17	3.17	2.83	2.67	3.00	9.8	10
Pharmaceuticals	18	3.28	2.94	2.83	2.44	2.89	10.6	11
Rubber & Plastics	2	3.00	3.00	1.50	1.50	2.50	12	12
Construction - Building Materials	4	1.00	1.00	1.50	2.75	1.25	12.8	13
Medical-Hospitals	2	1.00	1.00	2.00	0.00	0.00	14.2	14
Packaging & Containers	1	2.00	2.00	1.00	0.00	0.00	14.4	15
Aviation	3	2.33	0.67	0.33	0.00	0.00	15	16
Food & Beverages	3	0.33	0.33	0.33	0.33	0.33	15.6	17
Financial Services	1	0.00	0.00	0.00	0.00	0.00	16.8	18
TOTAL	100							

RANKING OF AVAILABILITY OF 24 PARAMETERS FOR 100 COMPANIES FOR LATEST 5 YEARS / BY INDUSTRY

OPERATIONAL ASPECTS

INDUSTRY	COMPANY	YR11	YR10	YR09	YR08	YR07	AVG_RANK	FNL_RANK
Industrials	3	4.00	4.00	3.00	2.67	2.67	1	1
Consumer Industries	10	3.00	2.80	2.70	2.10	2.00	2.8	2
Oil & Petroleum	9	3.22	3.00	2.11	1.89	1.78	3.2	3
Metal	10	2.90	2.90	2.30	1.70	1.50	4	4
Agrochemicals	5	3.60	2.20	1.80	1.60	1.80	4.8	5
Utilities - Regulated Electric	3	2.33	2.33	2.00	1.67	1.00	6	6
Chemicals	13	1.85	1.54	1.31	1.15	1.15	8	7
Pharmaceuticals	18	1.72	1.56	1.11	1.06	1.28	8.2	8
Real Estate	1	2.00	2.00	2.00	1.00	0.00	8.4	9
Automobile	6	2.50	1.50	0.83	0.83	0.67	9	10
Textile Manufacturing	6	1.50	1.33	0.67	0.50	0.67	10.6	11
Medical-Hospitals	2	0.50	0.50	0.50	0.00	0.00	12.6	12
Food & Beverages	3	0.33	0.33	0.33	0.33	0.33	13	13
Rubber & Plastics	2	0.50	0.50	0.00	0.00	0.50	13	13
Aviation	3	0.33	0.33	0.33	0.00	0.00	13.6	15
Construction - Building Materials	4	0.00	0.00	0.25	0.25	0.00	14.6	16
Financial Services	1	0.00	0.00	0.00	0.00	0.00	15	17
Packaging & Containers	1	0.00	0.00	0.00	0.00	0.00	15	17
TOTAL	100							

RANKING OF AVAILABILITY OF 24 PARAMETERS FOR 100 COMPANIES FOR LATEST 5 YEARS / BY INDUSTRY

PREPARATION OF ENVIRONMENTAL ACCOUNTS AND STATEMENTS

INDUSTRY	COMPANY	YR11	YR10	YR09	YR08	YR07	AVG_RANK	FNL_RANK
Real Estate	1	8.00	8.00	6.00	5.00	4.00	1.6	1
Industrials	3	7.33	6.00	5.67	5.33	5.33	2.4	2
Consumer Industries	10	8.00	6.50	5.00	3.60	3.60	2.8	3
Agrochemicals	5	8.20	7.40	3.60	3.20	2.80	3.6	4
Metal	10	6.10	5.00	4.00	2.90	2.60	5.2	5
Utilities - Regulated Electric	3	4.33	3.33	3.33	3.33	3.33	5.6	6
Oil & Petroleum	9	5.00	3.67	3.33	2.33	2.11	6.8	7
Chemicals	13	3.46	2.92	2.62	2.38	2.23	8.4	8
Pharmaceuticals	18	3.78	2.28	1.89	1.61	1.72	9.6	9
Textile Manufacturing	6	3.50	2.50	1.33	0.83	0.50	10	10
Automobile	6	3.50	2.33	2.00	0.50	0.33	10.6	11
Rubber & Plastics	2	3.00	2.00	0.50	0.50	0.50	11.8	12
Packaging & Containers	1	3.00	3.00	0.00	0.00	0.00	12.4	13
Construction - Building Materials	4	0.50	0.25	0.50	0.75	0.25	13.2	14
Aviation	3	2.33	0.00	0.00	0.00	0.00	14.2	15
Food & Beverages	3	0.67	0.00	0.00	0.00	0.00	14.4	16
Medical-Hospitals	2	0.50	0.00	0.00	0.00	0.00	14.6	17
Financial Services	1	0.00	0.00	0.00	0.00	0.00	15	18
TOTAL	100							

RESULT OF QUESTIONNAIRE SETUP TO KNOW VIEW OF CHARTERED ACCOUNTANTS FOR ENVIRONMENTAL ISSUES

ITEMS OF INFORMATION	POINTS				
	0	1	2	3	4
1. Existence of Policies and Systems					
1.A Environmental Clearance Certificate	1	6	9	38	46
1.B Environmental Management System	2	9	26	34	29
1.C Environmental Policy	1	5	16	40	38
1.D ISO 14001 certificate	2	13	19	29	37
1.E. Separate Environmental Department	-	10	11	39	40
2. Operational Aspects					
2.A External recognition for environmental protection	1	5	19	26	49
2.B Internal reward system-Financial	2	13	27	41	17
2.C Internal reward system-No System	2	13	26	42	17
2.D Internal reward system-Non-Financial	2	13	27	42	16
2.E Training to employees	1	3	3	19	74
2.F Voluntary environmental protection		3	5	33	59
3. Preparation of Environmental Accounts and Statements					
3.A Environmental budget	1	5	19	26	49
3.B Audit of statements-By External auditor	1	3	3	20	73
3.C Audit of statements-By internal auditor	1	3	3	20	73
3.D Audit of statements-No Audit	5	13	18	27	37
3.E Awards obtained for environmental protection	14	19	33	18	16
3.F Environmental Accounts-For external decision-making	2	2	2	2	2
3.G Environmental Accounts-For internal decision-making	2	2	2	2	2
3.H Environmental costs	2	2	2	2	2
3.I Environmental liabilities and assets	2	2	2	2	2
3.J Environmental Statements-• Voluntary	2	4	10	30	54
3.K Environmental Statements-Statutorily Required	1	1	2	16	80
3.L Green Initiative in Corporate Gov.	6	11	10	21	52
3.M Legal Matter	5	6	13	18	58

RESULT OF QUESTIONNAIRE SETUP TO KNOW VIEW OF CHARTERED ACCOUNTANTS FOR ENVIRONMENTAL ISSUES

IMPORTANCE CATEGORY	RANGE	NUMBER OF ITEMS
1. Most Important	3.5-4.0	3
2. Important	2.5-3.49	19
3. Moderately Important	1.5-2.49	2
4. Slightly important	0.5-1.49	-
5. Unimportant	0-0.49	-
TOTAL	-	24